

## Other service available for inquiry :

### BIostatistics SERVICE

Whether you need basic statistical differences between groups, or protein-protein interaction (PPI) networking analysis, our in-house team of biostatistics and bioinformatics experts can build a tailored computational solution for your antibody and protein array data.

### Custom-based quantitative service

Custom Sandwich-based Antibody Arrays use highly specific antibody pairs to detect over 1,000 different proteins for many different species. Contact with Tseng Hsiang Life Science to choose from the matched antibody pair lists as request and simply get quantitative protein data by simply shipping samples to us.

### ELISA

Sandwich ELISA kits are in vitro enzyme-linked immunosorbent assays for the quantitative measurement of soluble proteins in a variety of species. Our extensive ELISA service includes cytokines, growth factors, proteases, soluble receptors, apoptosis effectors, and many other soluble proteins or intracellular proteins.


### Semi-quantitative protein array for secretome

Similar technique as quantitative protein array from RayBiotech without quantification. The RayBio® semi-quantitative antibody arrays are tools for screening and comparing expression levels of many cytokines, growth factors, proteases, soluble receptors, and other proteins in a wide variety of sample types.

### Semi-quantitative protein array for intracellular proteins

The RayBio® semi-quantitative antibody arrays are tools for screening and comparing expression levels of many intracellular proteins such as RTKS, MAPK kinase or apoptosis pathway.

# QUANTITATIVE PROTEIN BIOMARKER & PHENOTYPE PROFILING



### To get multiple protein data from single sample

Ship us your samples (8 samples minimum) and our experienced service department will use our experienced Multiplex ELISA platform to quantitatively detect up to 1,000 human, 200 mouse, or 67 rat proteins. The service is based on RayBio-tech's pioneered protein array technology which is manufactured as automated slide processing system and careful, thorough data analysis ensures the most efficient, high-quality, reproducible results available anywhere. A full report including all raw data and step-by-step calculations will be delivered by email (Excel and PDF formats).



Choosing type of Service



Sampling



Sample Delivery



Report receiving



**TSENG HSIANG LIFE SCIENCE LTD.**

No. 99-15, Sec. 2, Nan-Kang Rd., Taipei City 11578, Taiwan, R.O.C [www.thco.com.tw](http://www.thco.com.tw)

**Headquarters Taipei**

Tel. +886 2 27851156 [info@thco.com.tw](mailto:info@thco.com.tw)

**Service Lab**

Tel. +886 2 27851156 [labservice@thco.com.tw](mailto:labservice@thco.com.tw)



**TSENG HSIANG LIFE SCIENCE LTD.**



# Sample Type : Serum, Plasma, Lysates, Cell Culture Media

\*Inquire for sample volume for corresponding sample type\*

## Ex. Lysate



## Cell culture media



## Serum/plasma



### QUANTITATIVE PROTEOMICS

Detect up to 1000 proteins in a single experiment

### QUANTIFY UP TO 40 PROTEINS

Per array with 50 µl or less

### MORE COST-EFFECTIVE THAN ELISA

### NO INTERFERENCE

Between capture antibodies  
(unlike bead-based assays)

### CUSTOMIZABLE

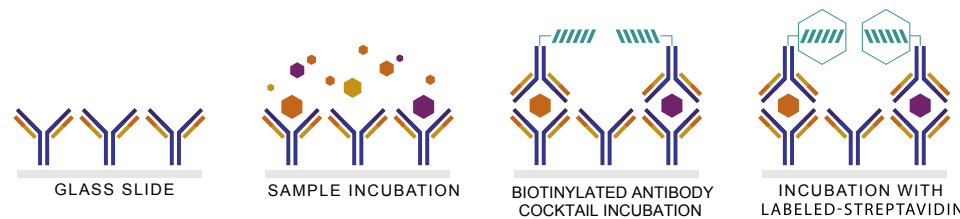
Create a custom array from  
our antibody pair library

## Features

More cost-effective than traditional ELISA Sandwich ELISA format : high specificity & reproducibility Suitable for diverse sample types  
Low sample volume requirement : 0.5 ml or less Intra-assay CV = 7-10%; Inter-assay CV = 10-15%

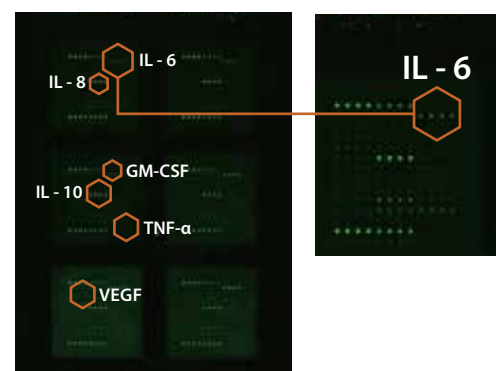
## Raybiotech Quantibody Array Platform :

### 1 array processing



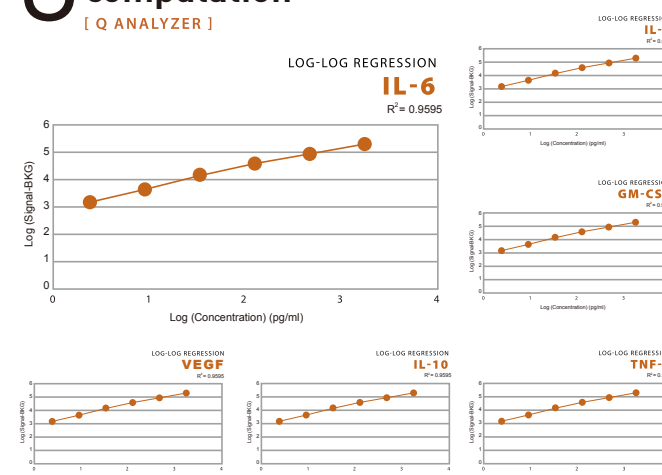
### 2 data extraction

[ LASER SCANNER ]



### 3 data computation

[ Q ANALYZER ]



## Quantitative Protein Biomarker Profiling Project :

This protein biomarker profiling project has the biggest known proteins for quantification. A small volume sample can be widely screened and quantitated up to 1,000 known human proteins. To get protein profile from biological samples is a best way to understand in vivo or in vitro biological pathway, especially suitable for new project or upstream screening.

### QUANTITATIVE PROTEOMICS

#### High-density panels for high-content screening

- 1000 Human Proteins (Kiloplex)
- 640 Human Proteins
- 440 Human Proteins
- 200 Human Proteins
- 200 Mouse Proteins
- 67 Rat Proteins
- ※ Inquiry for target details.

## Phenotype Profiling Project :

The phenotype profiling project has many different pre-defined quantitative arrays for specific secreted proteins. Designed for researchers having defined experiments or treatments for in vivo or in vitro study. For example, RNAi- treated cells, drug-treated animals, or diseased cell model.

### Array panels available for a variety of species : mouse, rat, pig, rhesus monkey, cow, rabbit, dog, cat, sheep, horse, and more.

#### Immune Response Array

Adiponectin, BDNF, BLC, β-NGF, Eotaxin-1, Eotaxin-2, E-Selectin, GDNF, GM-CSF, GRO, IL-1α, IL-1β, IL-2, IL-4, IL-5, IL-6, IL-7, IL-8, IL-10, IL-12, p70, IL-13, IL-17, IFNγ, ICAM-1, IGFBP-1, IGFBP-2, L-Selectin, M-CSF, MIP-1δ, MCP-1, MIP-1α, MIP-1β, MMP-9, MIP-3α, MIP-3β, PECAM-1, RANTES, TNFα, VEGF-A, VCAM-2

#### Human Growth Factor Array 1

Amphiregulin, BDNF, bFGF, BMP-4, BMP-5, BMP-7, β-NGF, EGF, EGFR, EG-VEGF, FGF-4, FGF-7, GDF-15, GDNF, Growth Hormone, HB-EGF, HGF, IGFBP-1, IGFBP-2, IGFBP-3, IGFBP-4, IGFBP-6, IGF-1, Insulin, M-CSF R, NGF-R, NT-3, NT-4, Osteoprotegerin, PDGF-AA, PIGF, SCF, SCF-R, TGFα, TGFβ1, TGFβ3, VEGF-A, VEGFR2, VEGFR3, VEGF-D

#### Human IGF Signaling Array

IGF-1, IGF-2, Insulin, IGF-1R, IGF-2R, IGFBP-1, IGFBP-2, IGFBP-3, IGFBP-4, IGFBP-6

#### Human Chemokine Array 1

6CKine, Axl, BTC, CCL28, CTACK, CXCL16, ENA-78, Eotaxin-3, GCP-2, GRO, HCC-1, HCC-4, IL-9, IL-17F, IL-18-BPa, IL-28A, IL-29, IL-31, IP-10, I-TAC, LIF, Light, Lympho-tactin, MCP-2, MCP-3, MCP-4, MDC, MIF, MIP-3α, MIP-3β, MPIF-1, MSPα, NAP-2, Osteopontin, PARC, PF4, SDF-1α, TARC, TECK, TSLP

#### Human Inflammation Arrays

BLC, Eotaxin-1, Eotaxin-2, G-CSF, GM-CSF, I-309, ICAM-1, IFNγ, IL-1α, IL-1β, IL-1 RA, IL-10, IL-11, IL-12 p40, IL-12 p70, IL-13, IL-15, IL-16, IL-17, IL-2, IL-4, IL-5, IL-6, IL-6 R, IL-7, IL-8, MCP-1, M-CSF, MIG, MIP-1α, MIP-1β, MIP-1δ, OSM, PDGF-BB, RANTES, SAA, sTNFR1, sTNFR2, TIMP-1, TIMP-2, TNFα

## Disease-Based Arrays

#### Immune Response Array

CD14, CD40, CD163, CRP, E-Selectin, Fas, FasL, G-CSF, ICAM-1, IL-1α, IL-1β, IL-1R4, IL-2, IL-2Rα, IL-4, IL-6, IL-8, IL-10, IL-12 p70, IL-13, IL-18, Lipocalin-2, MCP-1, MCP-2, MIF, MIP-1α, MIP-1β, OPN, PAI-1, PF4, PCT, RAGE, Resistin, TM, TNFα, TREM-1, Troponin I, uPAR, VCAM-1, VEGF.

#### Human Dry Eye Disease Array

EGF, EGF R, Eotaxin, G-CSF, GRO, HB-EGF, ICAM-1, IFN-γ, IL-1α, IL-1β, IL-1 RA, IL-2, IL-4, IL-5, IL-6, IL-6 R, IL-7, IL-8, IL-10, IL-11, IL-12 p40, IL-12 p70, IL-13, IL-15, IL-16, IL-17, IP-10, Lipocalin-2, MCP-1, MIG, MIP-1α, MIP-1β, MIP-1γ, MMP-9, RANTES, TGFβ1, TIMP-1, TIMP-2, TNFα, VEGF

#### Human Gastric Cancer Biomarker Array

CA19-9, CA72-4, CEA, Pepsinogen 1, Pepsinogen 2

#### Human Obesity Arrays

Adiponectin, Adipisin, AgRP, ANGPTL4, BDNF, Chemerin, CRP, GH, IFNγ, IGFBP-1, IGFBP-2, IGF-I, IL-10, IL-12 p40, IL-12 p70, IL-1β, IL-1 RA, IL-6, IL-8, Insulin, Leptin, Lipocalin-2, MSPα, OPG, PAI-1, PDGF-BB, Pepsinogen 1, Pepsinogen 2, Procalcitonin, Prolactin, RANTES, RBP4, Resistin, SAA, TGFβ1, TSP-1, TNF RI, TNF RII, TNFα, VEGF

OVER 130 IN-STOCK QUANTIBODY  
PANELS ARE AVAILABLE.  
BROWSE OUR COMPLETE SELECTION HERE:

